




Material Handling Equipment

TOLL FREE: (800) 951-0509 • OFFICE: (803) 327-6230 • FAX: (803) 327-6256
EMAIL: JOHN@SMARTUSI.COM



EQUIPMENT LINE



LIL DAWG™
MT10026
Pg 6

BIG DAWG™
MT10025
Pg 6

SAMSON™
MT10013
Pg 8

HERCULES™
MT10014
Pg 8

KING KONG™
MT10015
Pg 9

MULE™
MT10004
Pg 6

TUFF MAXX™
MT10007
Pg 7

220 lbs

440 lbs

500 lbs

500 lbs

500 lbs

660 lbs

660 lbs

HAND TRUCK	PART #	DESCRIPTION	LOAD CAPACITY	DIMENSIONS
LIL DAWG™	MT10026	FOLDABLE HAND TRUCK	220 lbs	18" x 19.5" x 42.5"
BIG DAWG™	MT10025	HEAVY-DUTY FOLDABLE HAND TRUCK	440 lbs	23.5" x 23.5" x 44"
SAMSON™	MT10013	ALUMINUM APPLIANCE TRUCK WITH SINGLE AUTO RECOIL SYSTEM	500 lbs	12" x 24" x 60"
HERCULES™	MT10014	ALUMINUM APPLIANCE TRUCK WITH DOUBLE AUTO RECOIL SYSTEM	500 lbs	12" x 24" x 60"
KING KONG™	MT10015	ALUMINUM APPLIANCE TRUCK SWINGBACK WITH SWIVEL CASTERS	500 lbs	12" x 24" x 60"
MULE™	MT10004	ALUMINUM DUAL LAY-DOWN HAND TRUCK	660 lbs	20" x 20" x 54"
TUFF MAXX™	MT10007	ALUMINUM CART	660 lbs	21" x 20" x 52"



SUPER MAXX™
MT10008
Pg 7

STAIR MAXX™
MT10009
Pg 7

BLACK MONSTER™
MT10006
Pg 5

ORANGE MONSTER™
MT10036
Pg 5

GOLIATH™
MT10010
Pg 9

BIG WHEEL™
MT10011
Pg 10

MEAN MACHINE™
MT10012
Pg 10

660 lbs

660 lbs

750 lbs

750 lbs

750 lbs

750 lbs

750 lbs

HAND TRUCK	PART #	DESCRIPTION	LOAD CAPACITY	DIMENSIONS
SUPER MAXX™	MT10008	ALUMINUM CART	660 lbs	20" x 20" x 54"
STAIR MAXX™	MT10009	ALUMINUM CART WITH CRAWLER BRACES	660 lbs	21" x 21" x 52"
BLACK MONSTER™	MT10006	STEEL LOOP HANDLE HAND TRUCK	750 lbs	17" x 20" x 52"
ORANGE MONSTER™	MT10036	STEEL LOOP HANDLE HAND TRUCK	750 lbs	17" x 20" x 52"
GOLIATH™	MT10010	STEEL APPLIANCE TRUCK WITH MANUAL STRAPS	750 lbs	12" x 23" x 60"
BIG WHEEL™	MT10011	STEEL APPLIANCE TRUCK WITH AUTO RECOIL SYSTEM	750 lbs	12" x 24" x 60"
MEAN MACHINE™	MT10012	STEEL APPLIANCE TRUCK WITH AUTO RECOIL SYSTEM	750 lbs	12" x 24" x 60"



DOLLIES



A


A MT10001 WOOD 4-WHEEL PIANO H DOLLY

- Rubber belting cover is glued & stapled to the wood supports
- Hardwood rails & headers
- Strong & sturdy construction
- Swivel casters with 4" non-marking P.E. wheels
- Completely lacquered & splinterless

Load Capacity: 1,000 lbs.

Actual Weight: 14 lbs.

Dimensions: 18" x 30" x 7"



B

B WOOD 4-WHEEL PIANO RUBBER CAP DOLLY

- Red, heavy-duty rubber caps on each end piece
- Hardwood rails & headers
- Strong & sturdy construction
- Swivel casters with 4" non-marking wheels
- Completely lacquered & splinterless

Actual Weight: 14 lbs. **Dimensions:** 18" x 30" x 8"

MT10002 Load Capacity: 800 lbs., Standard Duty

MT20002 Load Capacity: 1,000 lbs., Heavy Duty;
P.E. Wheels



C

C MT10003 WOOD 4-WHEEL PIANO CARPETED DOLLY

- Carpeted end rails
- Hardwood rails & headers
- Strong & sturdy construction
- Swivel casters with 4" non-marking wheels
- Completely lacquered & splinterless

Load Capacity: 800 lbs.

Actual Weight: 12 lbs.

Dimensions: 18" x 30" x 7"

MOVING PADS



MT10104 ECONO - MOVING PAD

D

- Non-woven fabric • Economical value
- Black, light gray binding

Actual Weight: 50-55 lbs. avg weight

Dimensions: 72" x 80"



D




E

E MT10105 SUPERIOR - MOVING PAD

- Woven/non-woven blend
- Superior value
- Dark blue/light blue binding

Actual Weight: 60-65 lbs avg weight

Dimensions: 72" x 80"



F

F MT10106 ULTIMATE - MOVING PAD

- Woven fabric • Ultimate value
- Dark green/light green with tan binding

Actual Weight: 70-75 lbs avg weight

Dimensions: 72" x 80"

MT10103 SKIN VAULT PADS*

Actual Weight: 58 lbs doz
avg weight

Dimensions: 72" x 80"

**Only available in
bundles of 24 pieces*

G MT10101 MONSTER - MOVING PAD

- Woven fabric, heavily padded
- Tight zigzag double-lock stitching with linear binding
- Dark blue/light blue with 3" matching dark blue binding

Actual Weight: 80 lbs doz
avg weight

Dimensions: 72" x 80"



G



MOVING ACCESSORIES



A

A

MT10300 KNIT GLOVES WITH PVC DOTS

- Knitted gloves with PVC gripper dots on both the top & bottom of the gloves
- **Large - 12-pk**



B

B

COTTON & NYLON WEBBING

- MT10211 2" x 1' Cotton Strap**
- MT10218 1" x 150' Nylon Strap**
- MT10219 1" x 15' Nylon Strap**



C

C

INDUSTRIAL BACK SUPPORT BELTS

- Easily washed, premium materials
- Detachable safety straps & adjustable Velcro® closures
- Lightweight, breathable body

- ERG5260M 35"**
- ERG5260L 39"**
- ERG5260XL 43"**



D

D

KNIT GLOVES WITH PVC DOTS

- Low-profile 4" front for comfort & freedom of movement
- Durable power base
- Comfortable contour design & wide back for full support
- Detachable straps for safety
- Lightweight rugged construction • Fully adjustable Velcro® closures

- ERG7260M 31"-35"** **ERG7260XL 39"-42"** **ERG7260XXXL 46"-50"**
- ERG5260L 35"-39"** **ERG7260XXL 42"-46"** **ERG7260XXXXL 50"-60"**



E

E

COOL MESH CONTOURED BACK SUPPORT BELTS

- Open mesh for coolness & comfort
- Comfortable contour design & wideback for full support
- Detachable straps for safety
- Lightweight rugged construction with fully adjustable Velcro® closures

- ERG6260MM 31"-35"**
- ERG6260ML 35"-39"**
- ERG6260MXL 39"-42"**

MOVING ACCESSORIES



A

MT10118 CANVAS MATTRESS CARRIER

- Fits both queen- & king-size mattresses
 - Natural canvas with Green trim
- Actual Weight:** 3 lbs each
Dimensions: 13" x 80" x 24"



B

B

COLORED RUBBER BANDS

- 1 dozen per pack
- MT10204** . . . Small; 27"; Beige
MT10205 . . . Medium; 30"; Green
MT10206 . . . Large; 36"; Blue



C

CAMBUCKLE STRAPS & RATCHETS

- 2" webbing with spring-end fitting cam buckle assembly

CAMBUCKLES

- MT10201** . . . 12 ft; Yellow
MT10202 . . . 16 ft; Gray
MT10203 . . . 20 ft; Blue

RATCHETS

- MT10215** . . . 12 ft
MT10216 . . . 16 ft
MT10217 . . . 20 ft

C

D

MT10210 LOCKING TIE DOWNS

- Nylon straps with steel hooks
- Adjusts from 1 ft - 6 ft
- 4-pk • Bulk packed



D



TOLL FREE: (800) 951-0509 • OFFICE: (803) 327-6230 • FAX: (803) 327-6256
EMAIL: JOHN@SMARTUSI.COM